

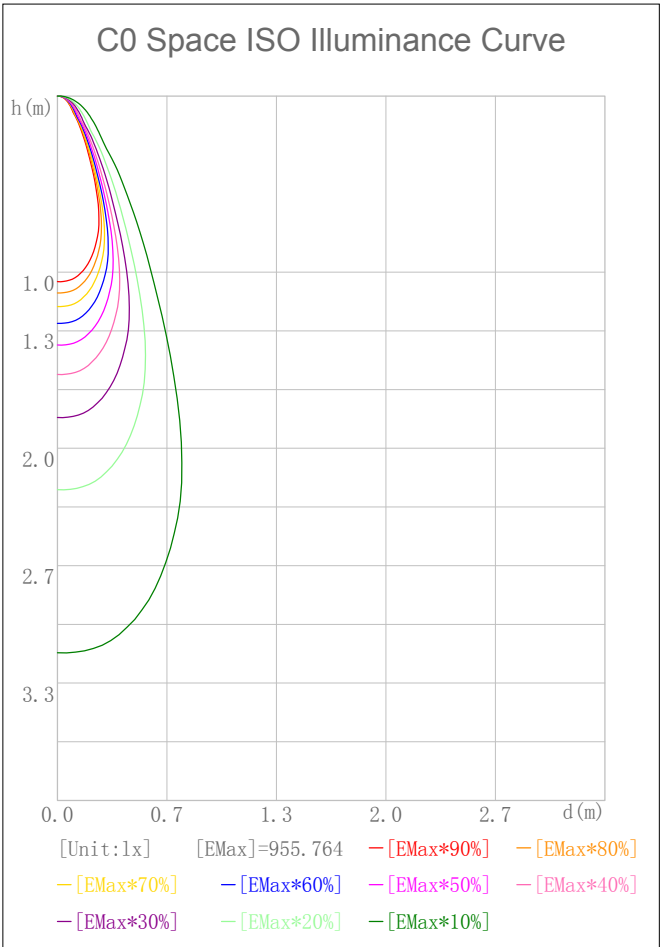
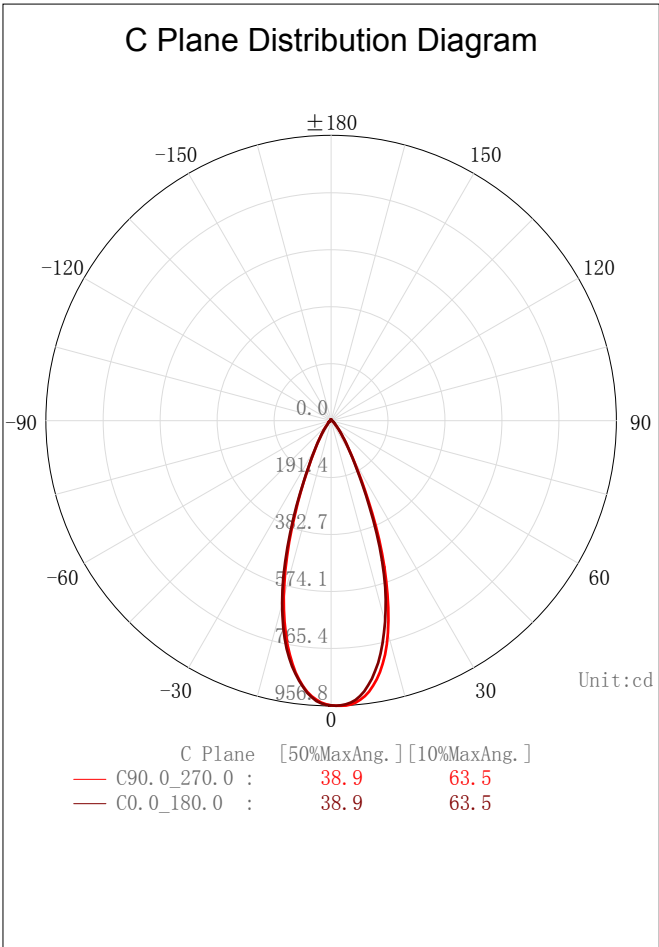
Indoor Luminaire Photometric Data

Description Information

Luminary Name: MD10-06-XX-05 3000K RA90 38D	Lum. Catalog:	Test ID: 01
Lamp Name:	Lamp Catalog: LED	Test Date: 2020/01/05
Manufacture: Shenzhen Norming Lighting Co., Ltd	Shld.Ang(°):	Test Machine:GON-2000
Test Lab: QUality peatment	Frequency (Hz):	Lamp CCT(K): Ra:
Lum. Size (W*L*H): 0.498m*0.498m*0.060m	Lum. Area (m2): 0.278	Lum. W(kg): 0.000
Test System: C, γ	Test Step: C=90.0 γ=1.0	Temp. (°C): 25
		Humidity(%): 50.0

Character Parameter

Lamp Speciality Parameter	Luminaire Speciality Parameter	
Rated Flux(lm): 476.350	Luminary Flux(lm): 476.347	Field Angle(10%Imax): 63.5(°)
Rated Power(W):	Luminary Efficiency: 100.00%	Down Lumens&Percent: 464.914lm 97.60%
Rated Voltage(V):	Luminary EER(lm/W): 86.530	Up Lumens&Percent: 11.433lm 2.40%
Tested Power(W): 5.505	Max. Candela(cd): 956.767	S/MH: C0_a180=0.643 C90_270=0.643
Lamps' Inside: 1	Max Cand@Ang. (°): C=90.0 γ=2.0	CIE Type: Semi-Direct
Tested Electrics (V, A, pf): 240.1, 0.026, 0.868	Beam Angle(50%Imax): 38.9(°)	ErP Φ use(90°): 436.171lm
Lamp Size(W*L*H): 0.498m*0.498m*0.060m	Left=-18.0°, Right=21.0°	IRF(%): 430.386



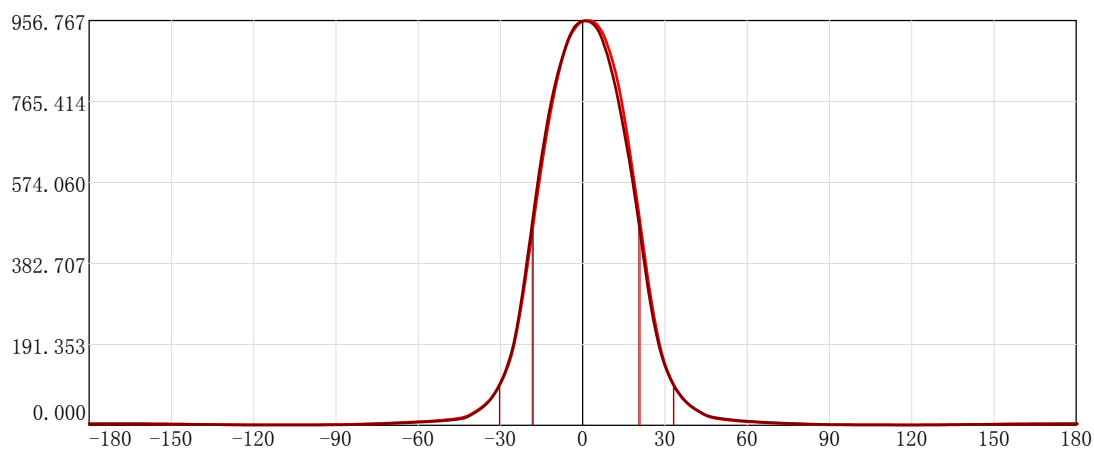
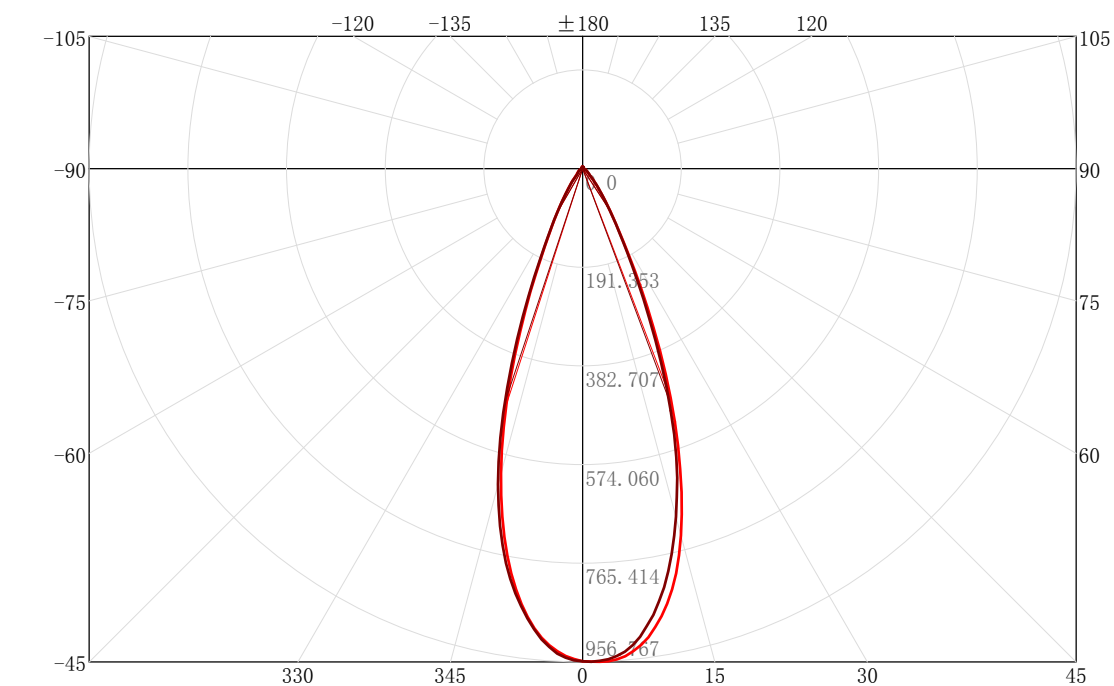
# IES Indoor Report

Photometric Filename:MD10-06-XX-05 3000K RA90 38D.IES

## 2D Plane Light Intensity Distribution Curve

Lum. Name: MD10-06-XX-05 3000K RA90 38D	Lum. Catalog:	Test ID: 01
Lamp Name:	Lamp Catalog: LED	Test Lab: Quality peatment
Manufacture: Shenzhen Norming Lighting Co., Ltd	Test Machine:GON-2000	Test Date: 2020/01/05

C Plane Distribution Diagram



C Plane [50%MaxAng.] [10%MaxAng.]  
— C90.0\_270.0 : 38.9 63.5  
— C0.0\_180.0 : 38.9 63.5

Unit:cd

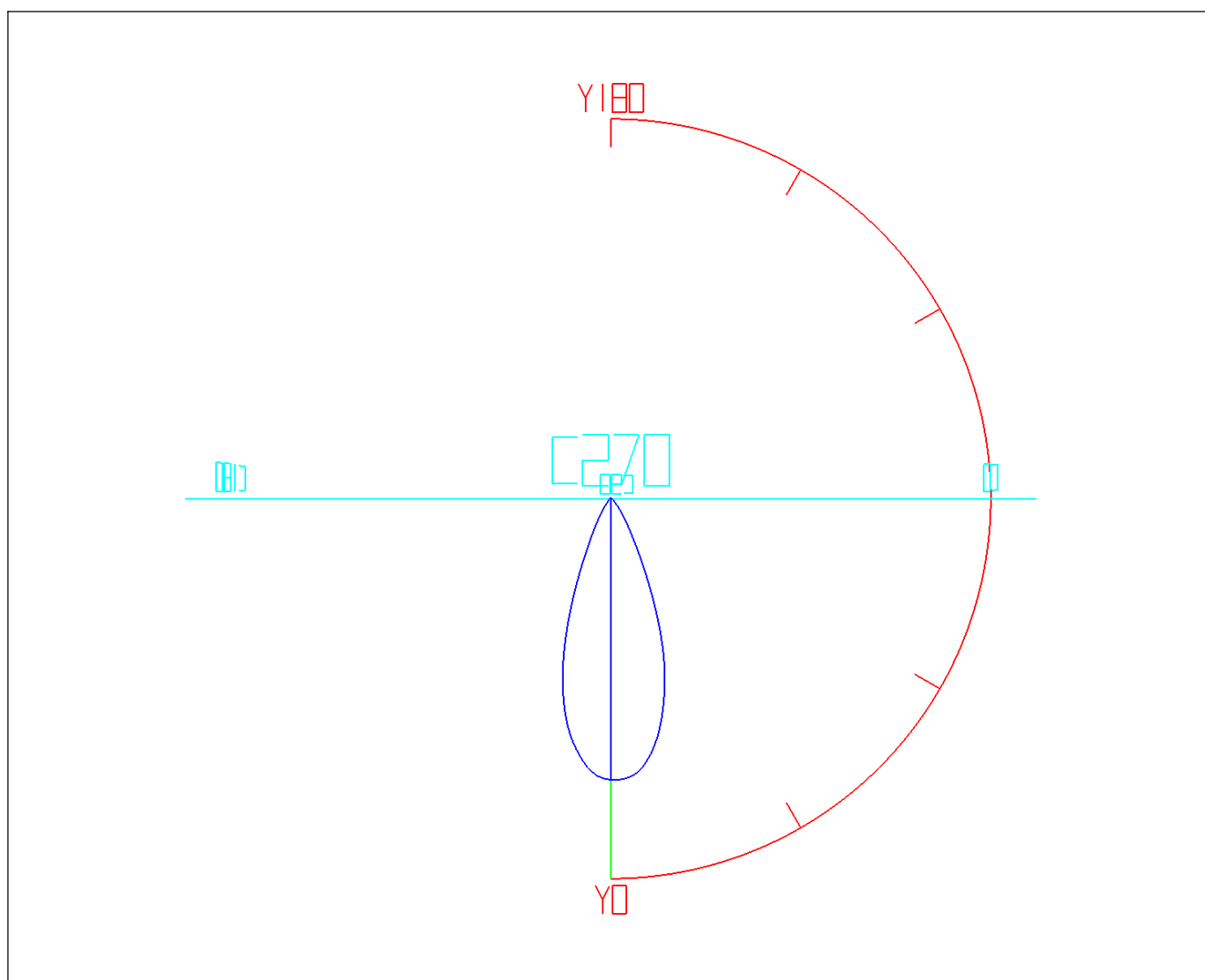
# IES Indoor Report

Photometric Filename:MD10-06-XX-05 3000K RA90 38D.IES

## 3D Light Intensity Distribution Modal

Lum. Name: MD10-06-XX-05 3000K RA90 38D	Lum. Catalog:	Test ID: 01
Lamp Name:	Lamp Catalog: LED	Test Lab: Quality peatment
Manufacture: Shenzhen Norming Lighting Co., Ltd	Test Machine:GON-2000	Test Date: 2020/01/05

## 3D Light Intensity Distribution Modal



Curves: 3D Model — Fixture — Vert. HUD — Hori. HUD —  
View Angles: Orient:0 Tilt:0 Roll:0 Spin:0

Zonal Flux Tabulation

Zone(γ)	Zone Flux (lm)	Sums Flux (lm)	Zone%Lamp	Sums%Lamp	Zone(γ)	Zone Flux (lm)	Sums Flux (lm)	Zone%Lamp	Sums%Lamp
0.0-1.0	0.91	0.91	0.19	0.19	47.0-48.0	1.33	438.20	0.28	91.99
1.0-2.0	2.74	3.65	0.57	0.77	48.0-49.0	1.27	439.47	0.27	92.26
2.0-3.0	4.54	8.19	0.95	1.72	49.0-50.0	1.22	440.68	0.26	92.51
3.0-4.0	6.31	14.50	1.33	3.04	50.0-51.0	1.17	441.86	0.25	92.76
4.0-5.0	8.04	22.54	1.69	4.73	51.0-52.0	1.13	442.99	0.24	93.00
5.0-6.0	9.70	32.24	2.04	6.77	52.0-53.0	1.09	444.07	0.23	93.22
6.0-7.0	11.27	43.51	2.37	9.13	53.0-54.0	1.05	445.12	0.22	93.44
7.0-8.0	12.74	56.25	2.67	11.81	54.0-55.0	1.01	446.14	0.21	93.66
8.0-9.0	14.10	70.35	2.96	14.77	55.0-56.0	0.98	447.11	0.21	93.86
9.0-10.0	15.32	85.67	3.22	17.99	56.0-57.0	0.94	448.06	0.20	94.06
10.0-11.0	16.41	102.08	3.44	21.43	57.0-58.0	0.91	448.97	0.19	94.25
11.0-12.0	17.32	119.41	3.64	25.07	58.0-59.0	0.88	449.85	0.19	94.44
12.0-13.0	18.05	137.46	3.79	28.86	59.0-60.0	0.85	450.70	0.18	94.62
13.0-14.0	18.58	156.04	3.90	32.76	60.0-61.0	0.83	451.53	0.17	94.79
14.0-15.0	18.92	174.96	3.97	36.73	61.0-62.0	0.80	452.33	0.17	94.96
15.0-16.0	19.05	194.01	4.00	40.73	62.0-63.0	0.78	453.11	0.16	95.12
16.0-17.0	18.97	212.98	3.98	44.71	63.0-64.0	0.75	453.85	0.16	95.28
17.0-18.0	18.66	231.64	3.92	48.63	64.0-65.0	0.72	454.57	0.15	95.43
18.0-19.0	18.13	249.76	3.81	52.43	65.0-66.0	0.69	455.26	0.15	95.57
19.0-20.0	17.38	267.15	3.65	56.08	66.0-67.0	0.66	455.93	0.14	95.71
20.0-21.0	16.46	283.61	3.46	59.54	67.0-68.0	0.64	456.56	0.13	95.85
21.0-22.0	15.40	299.01	3.23	62.77	68.0-69.0	0.61	457.18	0.13	95.97
22.0-23.0	14.24	313.26	2.99	65.76	69.0-70.0	0.59	457.76	0.12	96.10
23.0-24.0	13.02	326.28	2.73	68.49	70.0-71.0	0.56	458.32	0.12	96.22
24.0-25.0	11.79	338.07	2.48	70.97	71.0-72.0	0.54	458.86	0.11	96.33
25.0-26.0	10.65	348.71	2.23	73.21	72.0-73.0	0.51	459.37	0.11	96.44
26.0-27.0	9.59	358.30	2.01	75.22	73.0-74.0	0.49	459.86	0.10	96.54
27.0-28.0	8.62	366.92	1.81	77.03	74.0-75.0	0.47	460.33	0.10	96.64
28.0-29.0	7.76	374.68	1.63	78.66	75.0-76.0	0.44	460.77	0.09	96.73
29.0-30.0	7.01	381.68	1.47	80.13	76.0-77.0	0.42	461.19	0.09	96.82
30.0-31.0	6.34	388.02	1.33	81.46	77.0-78.0	0.40	461.59	0.08	96.90
31.0-32.0	5.74	393.77	1.21	82.66	78.0-79.0	0.38	461.97	0.08	96.98
32.0-33.0	5.20	398.96	1.09	83.75	79.0-80.0	0.36	462.33	0.08	97.06
33.0-34.0	4.70	403.67	0.99	84.74	80.0-81.0	0.34	462.67	0.07	97.13
34.0-35.0	4.26	407.93	0.89	85.64	81.0-82.0	0.32	462.99	0.07	97.20
35.0-36.0	3.87	411.79	0.81	86.45	82.0-83.0	0.30	463.29	0.06	97.26
36.0-37.0	3.51	415.31	0.74	87.18	83.0-84.0	0.28	463.57	0.06	97.32
37.0-38.0	3.20	418.50	0.67	87.86	84.0-85.0	0.26	463.83	0.05	97.37
38.0-39.0	2.91	421.41	0.61	88.47	85.0-86.0	0.24	464.07	0.05	97.42
39.0-40.0	2.65	424.06	0.56	89.02	86.0-87.0	0.23	464.30	0.05	97.47
40.0-41.0	2.40	426.46	0.50	89.53	87.0-88.0	0.21	464.52	0.04	97.52
41.0-42.0	2.17	428.63	0.46	89.98	88.0-89.0	0.20	464.72	0.04	97.56
42.0-43.0	1.96	430.59	0.41	90.39	89.0-90.0	0.19	464.91	0.04	97.60
43.0-44.0	1.77	432.36	0.37	90.77	90.0-91.0	0.19	465.10	0.04	97.64
44.0-45.0	1.62	433.98	0.34	91.11	91.0-92.0	0.18	465.29	0.04	97.68
45.0-46.0	1.49	435.47	0.31	91.42	92.0-93.0	0.18	465.47	0.04	97.72
46.0-47.0	1.40	436.87	0.29	91.71	93.0-94.0	0.18	465.64	0.04	97.75

Zonal Flux Tabulation - (Cont.)

Zone(γ)	Zone Flux (lm)	Sums Flux (lm)	Zone%Lamp	Sums%Lamp	Zone(γ)	Zone Flux (lm)	Sums Flux (lm)	Zone%Lamp	Sums%Lamp
94.0-95.0	0.17	465.81	0.04	97.79	141.0-142.0	0.16	472.14	0.03	99.12
95.0-96.0	0.17	465.98	0.04	97.82	142.0-143.0	0.16	472.30	0.03	99.15
96.0-97.0	0.16	466.14	0.03	97.86	143.0-144.0	0.16	472.46	0.03	99.18
97.0-98.0	0.16	466.30	0.03	97.89	144.0-145.0	0.16	472.63	0.03	99.22
98.0-99.0	0.16	466.46	0.03	97.92	145.0-146.0	0.16	472.79	0.03	99.25
99.0-100.0	0.15	466.61	0.03	97.96	146.0-147.0	0.17	472.96	0.03	99.29
100.0-101.0	0.15	466.76	0.03	97.99	147.0-148.0	0.17	473.12	0.03	99.32
101.0-102.0	0.15	466.91	0.03	98.02	148.0-149.0	0.16	473.29	0.03	99.36
102.0-103.0	0.14	467.05	0.03	98.05	149.0-150.0	0.16	473.45	0.03	99.39
103.0-104.0	0.14	467.19	0.03	98.08	150.0-151.0	0.16	473.61	0.03	99.43
104.0-105.0	0.14	467.33	0.03	98.11	151.0-152.0	0.16	473.78	0.03	99.46
105.0-106.0	0.14	467.47	0.03	98.14	152.0-153.0	0.16	473.94	0.03	99.49
106.0-107.0	0.13	467.60	0.03	98.16	153.0-154.0	0.16	474.09	0.03	99.53
107.0-108.0	0.13	467.73	0.03	98.19	154.0-155.0	0.15	474.25	0.03	99.56
108.0-109.0	0.13	467.86	0.03	98.22	155.0-156.0	0.15	474.40	0.03	99.59
109.0-110.0	0.13	467.99	0.03	98.24	156.0-157.0	0.15	474.55	0.03	99.62
110.0-111.0	0.12	468.11	0.03	98.27	157.0-158.0	0.14	474.69	0.03	99.65
111.0-112.0	0.12	468.23	0.03	98.30	158.0-159.0	0.14	474.83	0.03	99.68
112.0-113.0	0.12	468.35	0.03	98.32	159.0-160.0	0.13	474.97	0.03	99.71
113.0-114.0	0.12	468.47	0.03	98.35	160.0-161.0	0.13	475.09	0.03	99.74
114.0-115.0	0.12	468.59	0.02	98.37	161.0-162.0	0.12	475.22	0.03	99.76
115.0-116.0	0.12	468.71	0.02	98.40	162.0-163.0	0.12	475.34	0.02	99.79
116.0-117.0	0.12	468.83	0.02	98.42	163.0-164.0	0.11	475.45	0.02	99.81
117.0-118.0	0.12	468.94	0.02	98.44	164.0-165.0	0.11	475.56	0.02	99.83
118.0-119.0	0.12	469.06	0.02	98.47	165.0-166.0	0.10	475.66	0.02	99.85
119.0-120.0	0.12	469.17	0.02	98.49	166.0-167.0	0.09	475.75	0.02	99.87
120.0-121.0	0.12	469.29	0.02	98.52	167.0-168.0	0.09	475.84	0.02	99.89
121.0-122.0	0.12	469.41	0.02	98.54	168.0-169.0	0.08	475.92	0.02	99.91
122.0-123.0	0.12	469.52	0.02	98.57	169.0-170.0	0.07	475.99	0.02	99.92
123.0-124.0	0.12	469.64	0.02	98.59	170.0-171.0	0.07	476.06	0.01	99.94
124.0-125.0	0.12	469.76	0.03	98.62	171.0-172.0	0.06	476.12	0.01	99.95
125.0-126.0	0.12	469.88	0.03	98.64	172.0-173.0	0.05	476.17	0.01	99.96
126.0-127.0	0.12	470.01	0.03	98.67	173.0-174.0	0.05	476.22	0.01	99.97
127.0-128.0	0.12	470.13	0.03	98.69	174.0-175.0	0.04	476.26	0.01	99.98
128.0-129.0	0.13	470.26	0.03	98.72	175.0-176.0	0.03	476.29	0.01	99.99
129.0-130.0	0.13	470.39	0.03	98.75	176.0-177.0	0.03	476.31	0.01	99.99
130.0-131.0	0.13	470.52	0.03	98.78	177.0-178.0	0.02	476.33	0.00	100.00
131.0-132.0	0.13	470.65	0.03	98.80	178.0-179.0	0.01	476.34	0.00	100.00
132.0-133.0	0.14	470.79	0.03	98.83	179.0-180.0	0.00	476.35	0.00	100.00
133.0-134.0	0.14	470.93	0.03	98.86					
134.0-135.0	0.14	471.07	0.03	98.89					
135.0-136.0	0.14	471.22	0.03	98.92					
136.0-137.0	0.15	471.36	0.03	98.95					
137.0-138.0	0.15	471.51	0.03	98.98					
138.0-139.0	0.15	471.67	0.03	99.02					
139.0-140.0	0.16	471.82	0.03	99.05					
140.0-141.0	0.16	471.98	0.03	99.08					

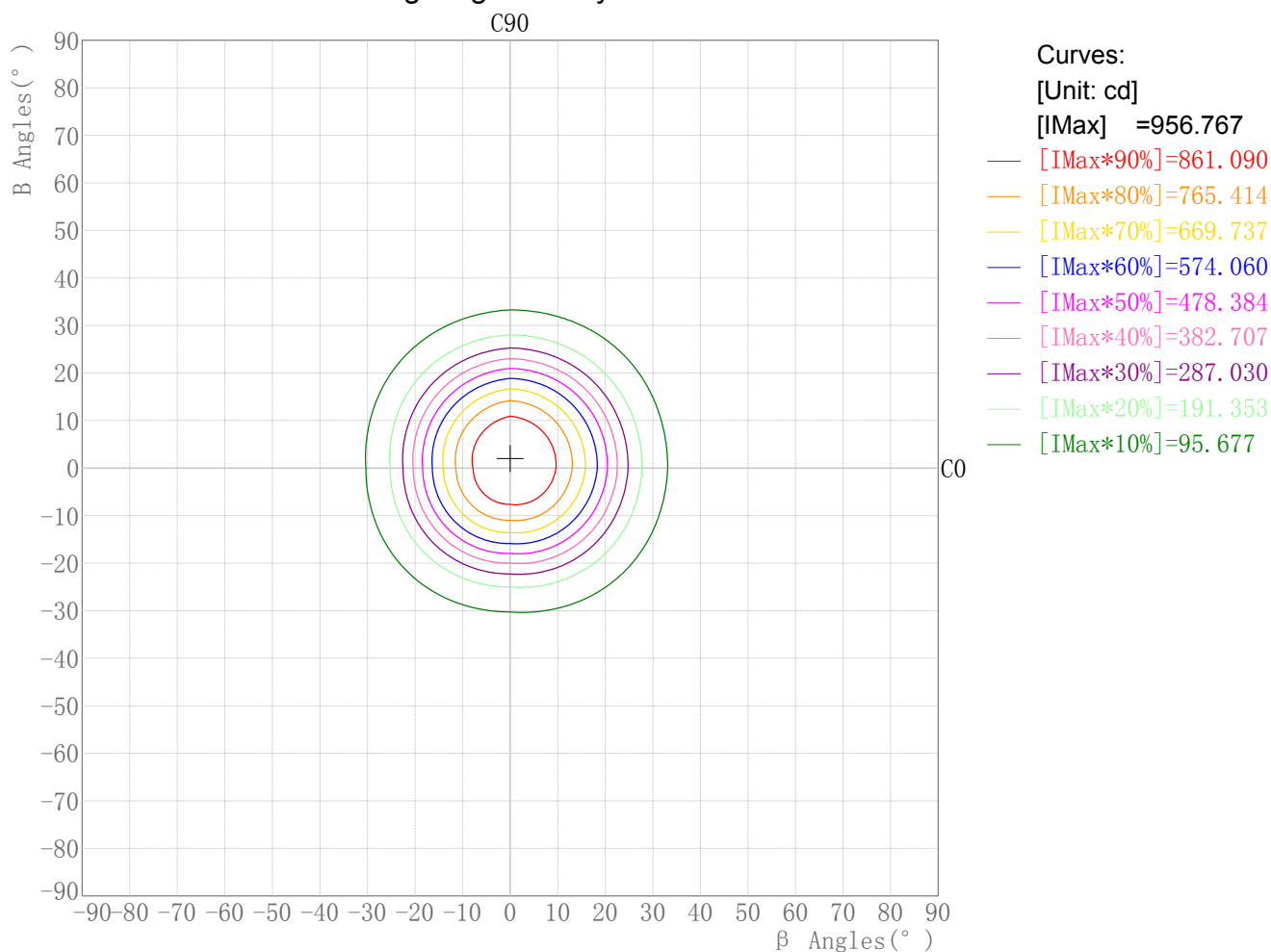
# IES Indoor Report

Photometric Filename:MD10-06-XX-05 3000K RA90 38D.IES

## Rectangle ISO Lighting Intensity Diagram

Lum. Name: MD10-06-XX-05 3000K RA90 38D	Lum. Catalog:	Test ID: 01
Lamp Name:	Lamp Catalog: LED	Test Lab: Quality peatment
Manufacture: Shenzhen Norming Lighting Co., Ltd	Test Machine:GON-2000	Test Date: 2020/01/05

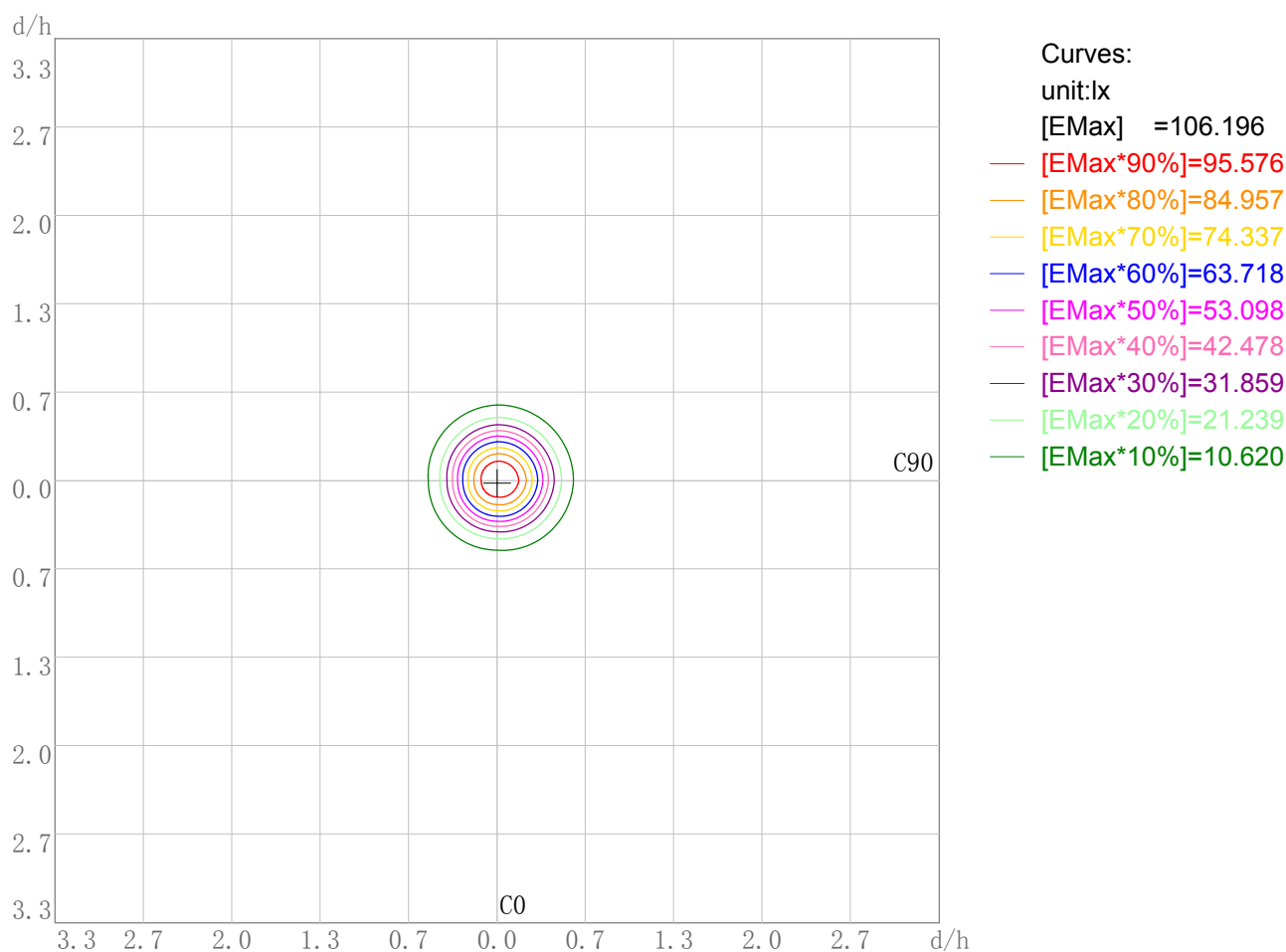
### ISO Lighting Intensity Curve



## Plane ISO-Illuminance Diagram

Lum. Name: MD10-06-XX-05 3000K RA90 38D	Lum. Catalog:	Test ID: 01
Lamp Name:	Lamp Catalog: LED	Test Lab: Quality peatment
Manufacture: Shenzhen Norming Lighting Co., Ltd	Test Machine:GON-2000	Test Date: 2020/01/05

## Plane ISO-Illuminance Curve



Working Plane Luminaire Mounting Height(m): 3.00

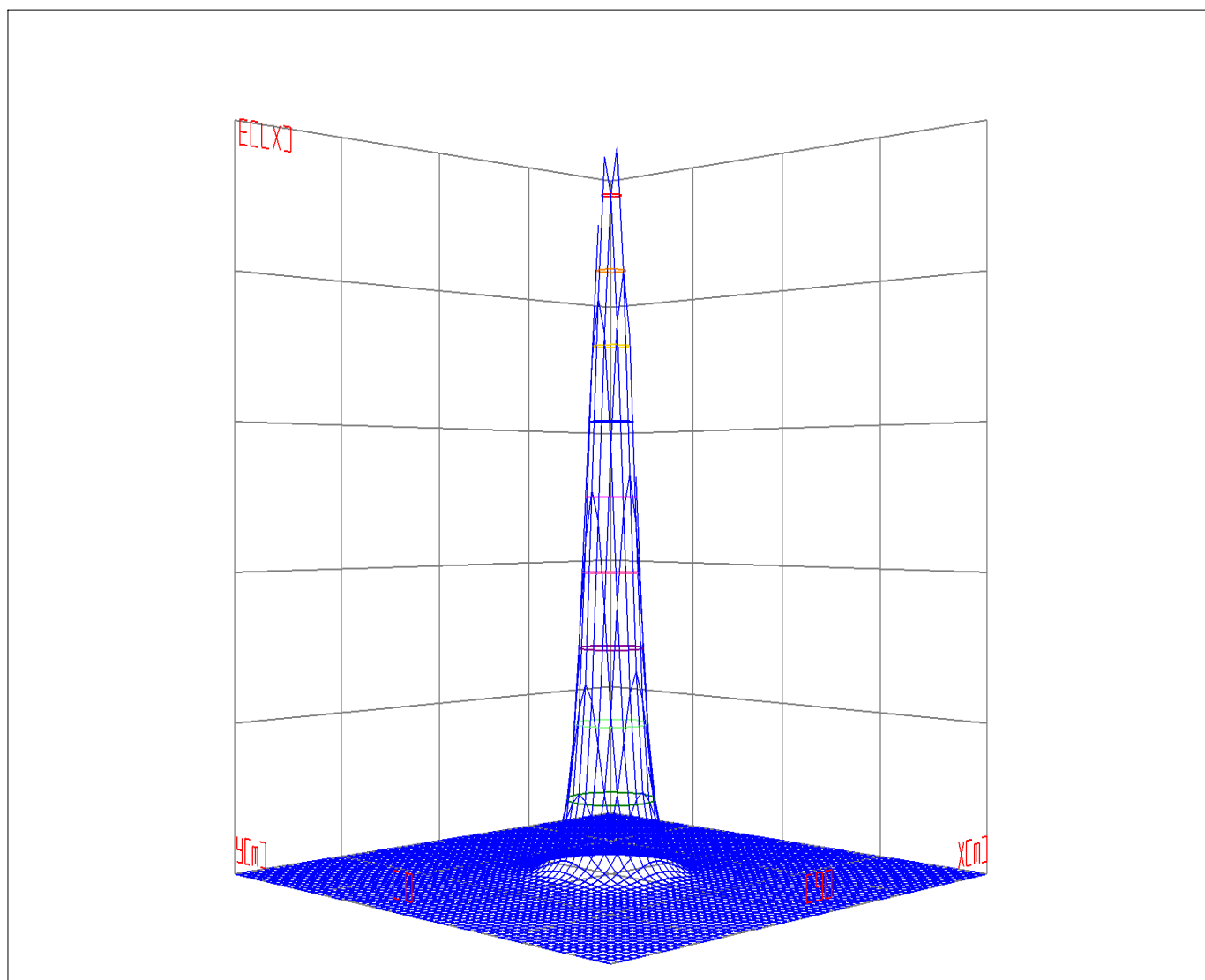
Working Plane Maximum Illuminance(lx): 106.20

Working Plane Maximum Illuminance Position(d/h):H0.0 V0.0

### 3D Plane ISO Illuminance Diagram

Lum. Name: MD10-06-XX-05 3000K RA90 38D	Lum. Catalog:	Test ID: 01
Lamp Name:	Lamp Catalog: LED	Test Lab: Quality peatment
Manufacture: Shenzhen Norming Lighting Co., Ltd	Test Machine:GON-2000	Test Date: 2020/01/05

### 3D Plane Illuminance Modal



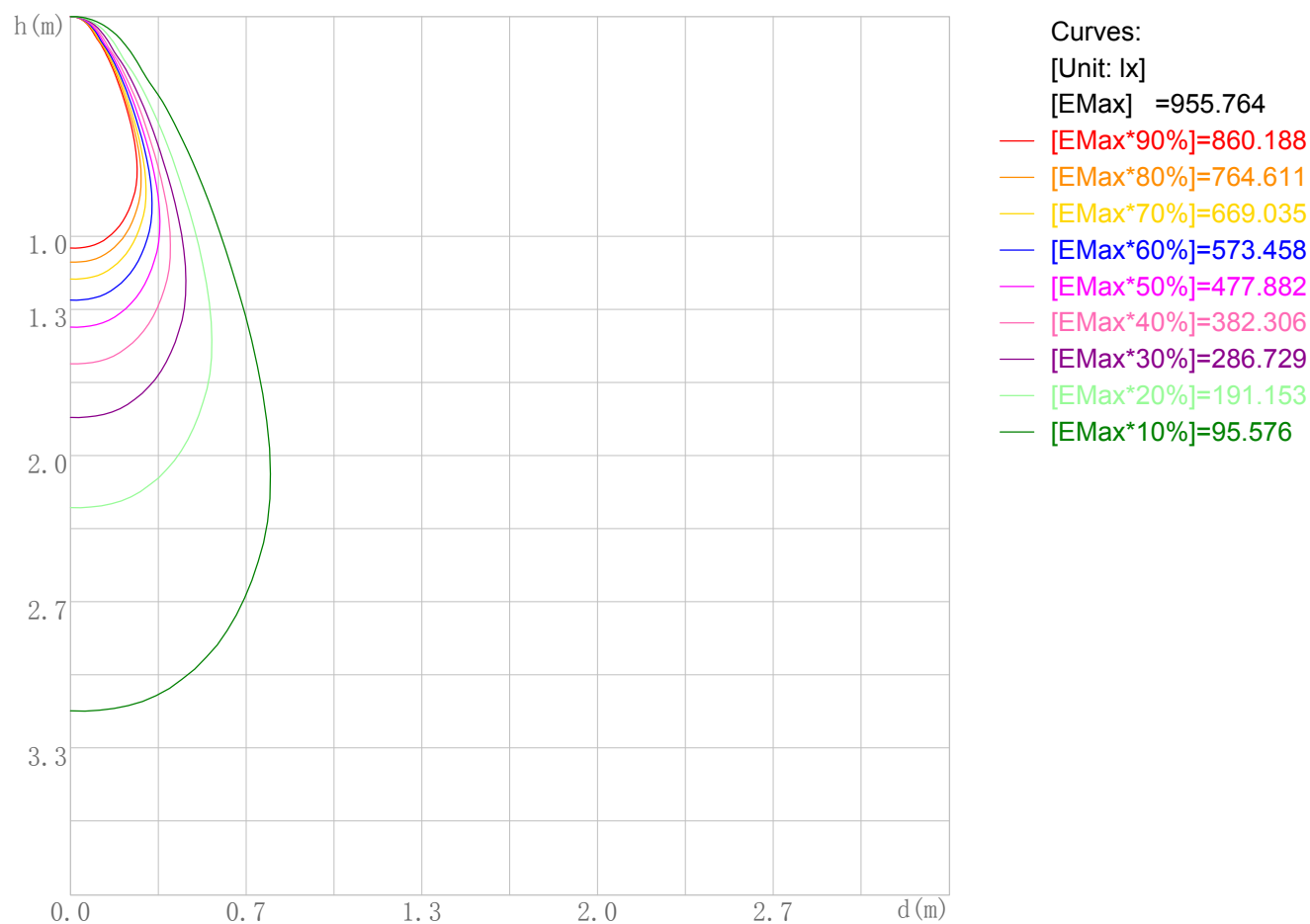
Curves: 3D Model — 90% — 80% — 70% — 60% — 50% — 40% — 30% — 20% — 10% —  
 View Angles(deg): 0 Height(m): 3.0 Distance(m): 10.0



## Space ISO Illuminance Diagram

Lum. Name: MD10-06-XX-05 3000K RA90 38D	Lum. Catalog:	Test ID: 01
Lamp Name:	Lamp Catalog: LED	Test Lab: Quality peatment
Manufacture: Shenzhen Norming Lighting Co., Ltd	Test Machine:GON-2000	Test Date: 2020/01/05

## Space ISO Illuminance Curve



Space Plane Maximum Illuminance and @Angle:955.76lx,1.0deg

Plane Maximum Lighting Intensity and @Angle:956.201cd,0deg

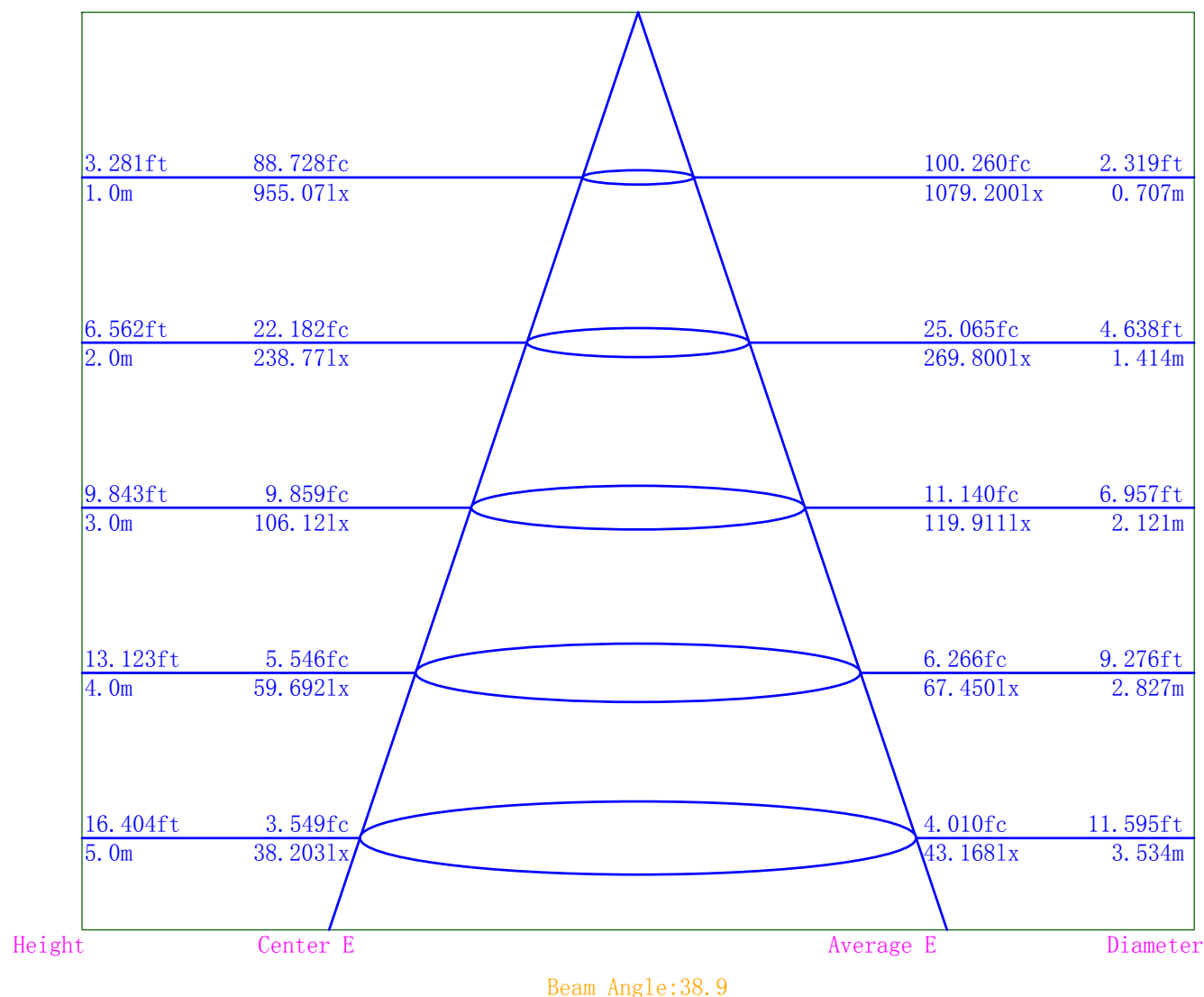
# IES Indoor Report

Photometric Filename:MD10-06-XX-05 3000K RA90 38D.IES

## Illuminance-Distance Diagram

Lum. Name: MD10-06-XX-05 3000K RA90 38D	Lum. Catalog:	Test ID: 01
Lamp Name:	Lamp Catalog: LED	Test Lab: Quality peatment
Manufacture: Shenzhen Norming Lighting Co., Ltd	Test Machine:GON-2000	Test Date: 2020/01/05

Illuminance-Distance Curve



# IES Indoor Report

Photometric Filename:MD10-06-XX-05 3000K RA90 38D.IES

## Indoor Luminance Limiting Curves

Lum. Name: MD10-06-XX-05 3000K RA90 38D	Lum. Catalog:	Test ID: 01
Lamp Name:	Lamp Catalog: LED	Test Lab: Quality peatment
Manufacture: Shenzhen Norming Lighting Co., Ltd	Test Machine:GON-2000	Test Date: 2020/01/05

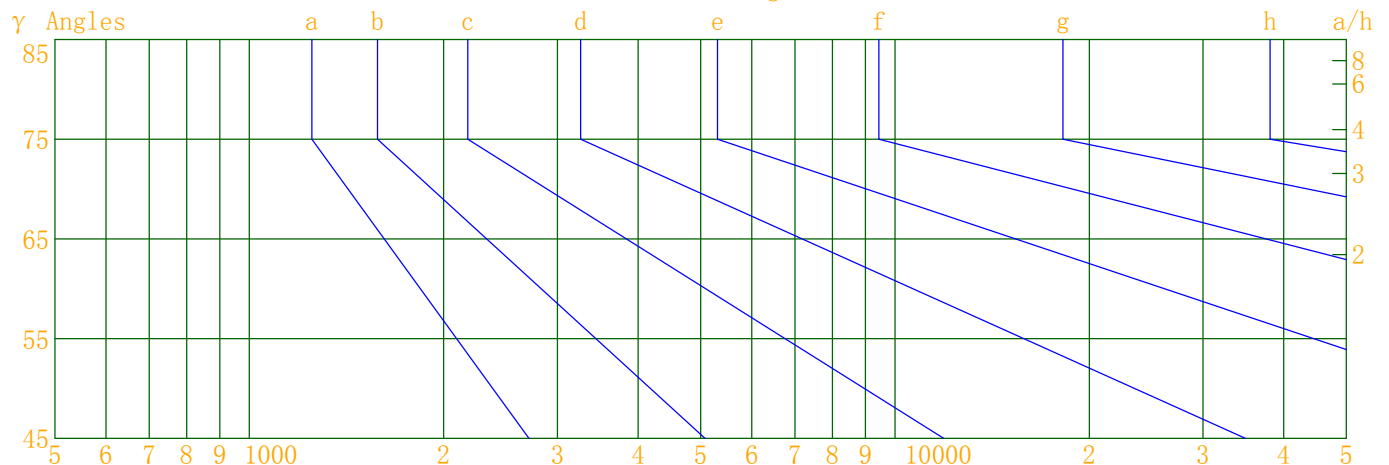
Glare Grade Table

GI	Quality	Using Illuminance							
1.15	A	2000	1000	500	$\leq 300$				
1.5	B		2000	1000	500	$\leq 300$			
1.85	C			2000	1000	500	$\leq 300$		
2.2	D				2000	1000	500	$\leq 300$	
2.55	E	a				2000	1000	500	$\leq 300$
			b	c	d	e	f	g	h

Luminance Table

Gama(deg)	45	50	55	60	65	70	75	80	85
C0	123	94	80	72	68	66	68	79	115
C90	119	85	72	64	60	58	58	65	91

Luminance Limiting Curve



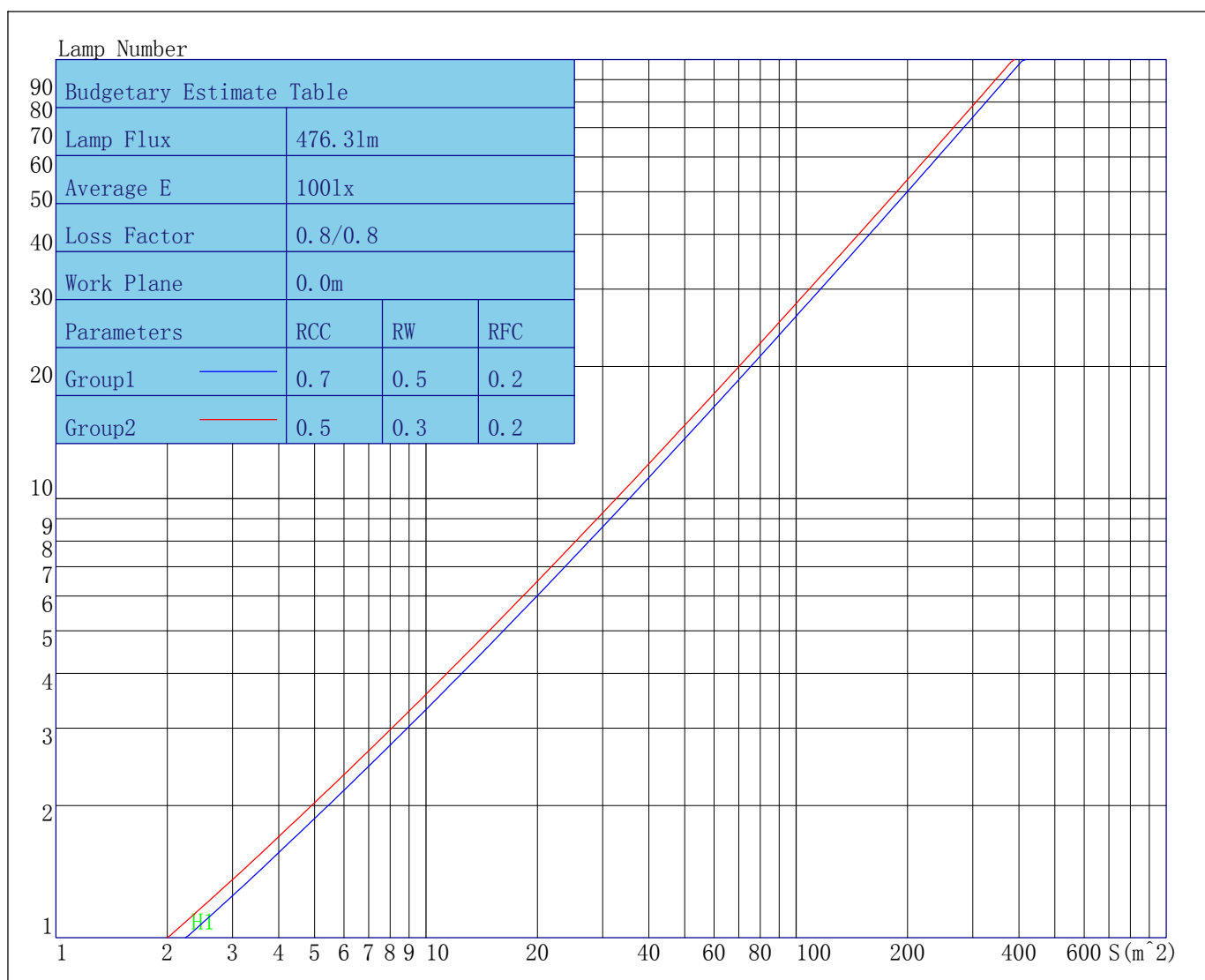
Luminous Size: Length(m)=0.498 Width(m)=0.498 Height(m)=0.060 Area(m<sup>2</sup>)=0.277884  
Luminous Type: Without Luminous Side  
Luminous Curves: C0-C180 Color: — C90-C270 Color: —

# IES Indoor Report

Photometric Filename:MD10-06-XX-05 3000K RA90 38D.IES

## Indoor Budgetary Estimate Table

Lum. Name: MD10-06-XX-05 3000K RA90 38D	Lum. Catalog:	Test ID: 01
Lamp Name:	Lamp Catalog: LED	Test Lab: Quality peatment
Manufacture: Shenzhen Norming Lighting Co., Ltd	Test Machine:GON-2000	Test Date: 2020/01/05



Parameters1: Rhocc = 0.7 Rhow = 0.5 Rhofc = 0.2 LLF = 0.8  
Parameters2: Rhocc = 0.5 Rhow = 0.3 Rhofc = 0.2 LLF = 0.8  
Average Illuminance(lx): 100 Cavity Height: H1(m) = 2

# IES Indoor Report

Photometric Filename:MD10-06-XX-05 3000K RA90 38D.IES

## Indoor Coefficient of Utilization Table

Lum. Name: MD10-06-XX-05 3000K RA90 38D	Lum. Catalog:	Test ID: 01
Lamp Name:	Lamp Catalog: LED	Test Lab: Quality peatment
Manufacture: Shenzhen Norming Lighting Co., Ltd	Test Machine:GON-2000	Test Date: 2020/01/05

Coefficients of Utilization – Zonal Cavity Method																		
Coef.	Effective Floor Cavity Reflectance RFC=0.20																	
RhoCC (%)	80				70				50			30			10			0
RhoW (%)	70	50	30	10	70	50	30	10	50	30	10	50	30	10	50	30	10	0
RCR	Coefficient of Utilization(%)																	
0	118	118	118	118	115	115	115	115	110	110	110	105	105	105	100	100	100	98
1	113	110	108	106	110	108	106	104	103	102	100	99	98	97	95	94	93	91
2	108	103	99	96	105	101	98	95	98	95	92	94	92	90	91	89	88	86
3	103	97	92	88	101	95	91	87	92	89	86	90	87	84	87	85	83	81
4	98	91	86	82	96	90	85	82	88	84	80	85	82	79	83	80	78	77
5	94	86	81	77	92	85	80	77	83	79	76	82	78	75	80	77	74	73
6	90	82	77	73	89	81	76	72	80	75	72	78	74	71	76	73	70	69
7	87	78	73	69	85	77	72	69	76	71	68	75	71	68	73	70	67	66
8	83	75	69	66	82	74	69	65	73	68	65	72	67	65	70	67	64	63
9	80	71	66	62	79	71	66	62	70	65	62	69	65	62	68	64	61	60
10	77	68	63	60	76	68	63	60	67	62	59	66	62	59	65	62	59	58

Unified Glare Rating Table

Table with 3 columns: Lum. Name, Lum. Catalog, Test ID; Lamp Name, Lamp Catalog, Test Lab; Manufacture, Test Machine, Test Date.

Unified Glare Rating Table

Table with 11 columns for room surfaces (Ceiling, Wall, Floor) and room sizes (X, Y) at various heights (H), and a section for variations with observer position at spacings (S).

to the CIE Pub. 117, data has been corrected, refers to the lamp's lumens 8.2flm.

Candela Tabulation

V/H	C0.0	C90.0	C180.0	C270.0
γ 0.0	955.07	955.07	955.07	955.07
γ 1.0	956.20	956.02	953.49	951.05
γ 2.0	954.78	956.77	948.51	945.57
γ 3.0	952.46	956.52	941.60	936.82
γ 4.0	947.40	953.90	929.53	926.53
γ 5.0	940.22	948.94	916.34	912.96
γ 6.0	928.99	940.64	898.16	895.92
γ 7.0	914.41	930.62	878.64	875.57
γ 8.0	895.23	917.46	856.83	852.54
γ 9.0	876.07	899.71	834.00	825.89
γ 10.0	851.91	880.96	807.73	797.07
γ 11.0	827.12	859.27	779.31	765.03
γ 12.0	798.06	833.64	746.68	729.94
γ 13.0	767.07	805.40	711.31	692.11
γ 14.0	733.29	772.66	672.91	652.65
γ 15.0	698.96	736.34	634.03	611.95
γ 16.0	662.52	697.47	591.04	568.03
γ 17.0	627.10	655.95	545.65	523.67
γ 18.0	587.86	612.04	498.10	476.82
γ 19.0	544.97	568.23	449.41	430.21
γ 20.0	499.26	522.62	401.26	382.91
γ 21.0	454.08	476.68	354.02	338.11
γ 22.0	407.09	429.94	309.57	296.76
γ 23.0	361.71	383.45	268.31	258.70
γ 24.0	317.67	338.11	230.80	223.08
γ 25.0	278.73	297.06	198.10	191.05
γ 26.0	243.26	259.13	171.18	165.42
γ 27.0	211.21	224.02	149.19	144.21
γ 28.0	183.57	192.40	130.32	126.70
γ 29.0	160.79	166.25	114.30	111.71
γ 30.0	141.20	144.90	100.04	98.64
γ 31.0	124.67	127.29	87.55	87.15
γ 32.0	109.78	112.11	76.53	76.70
γ 33.0	97.04	99.05	66.95	67.56
γ 34.0	85.65	87.36	58.75	59.40
γ 35.0	75.87	77.36	51.61	52.69
γ 36.0	67.38	68.32	45.49	46.90
γ 37.0	60.02	60.42	40.22	41.92
γ 38.0	53.67	53.62	35.55	37.48
γ 39.0	48.14	47.85	31.34	33.36
γ 40.0	43.33	42.90	27.48	29.29
γ 41.0	39.08	38.46	23.75	25.56
γ 42.0	35.01	34.40	20.40	22.33
γ 43.0	31.10	30.60	17.82	19.93
γ 44.0	27.33	26.76	16.12	18.25
γ 45.0	24.26	23.34	15.03	17.08
γ 46.0	21.94	20.64	14.17	16.10

Candela Tabulation - (Cont.)

V/H	C0.0	C90.0	C180.0	C270.0
γ 47.0	20.30	18.76	13.44	15.25
γ 48.0	18.98	17.34	12.74	14.49
γ 49.0	17.84	16.25	12.16	13.82
γ 50.0	16.80	15.23	11.63	13.19
γ 51.0	15.89	14.33	11.14	12.64
γ 52.0	15.00	13.51	10.68	12.11
γ 53.0	14.22	12.74	10.25	11.59
γ 54.0	13.49	12.07	9.80	11.09
γ 55.0	12.82	11.45	9.39	10.63
γ 56.0	12.12	10.86	9.02	10.20
γ 57.0	11.51	10.28	8.66	9.80
γ 58.0	10.94	9.76	8.35	9.45
γ 59.0	10.42	9.29	8.06	9.15
γ 60.0	9.95	8.85	7.77	8.82
γ 61.0	9.54	8.48	7.47	8.49
γ 62.0	9.16	8.14	7.14	8.12
γ 63.0	8.78	7.81	6.82	7.78
γ 64.0	8.39	7.43	6.49	7.43
γ 65.0	8.00	7.06	6.21	7.11
γ 66.0	7.61	6.70	5.92	6.80
γ 67.0	7.26	6.36	5.64	6.49
γ 68.0	6.91	6.06	5.37	6.20
γ 69.0	6.59	5.75	5.11	5.92
γ 70.0	6.28	5.47	4.84	5.66
γ 71.0	6.00	5.18	4.60	5.39
γ 72.0	5.71	4.92	4.36	5.12
γ 73.0	5.43	4.66	4.13	4.88
γ 74.0	5.17	4.42	3.92	4.62
γ 75.0	4.93	4.18	3.69	4.39
γ 76.0	4.68	3.94	3.48	4.16
γ 77.0	4.44	3.72	3.27	3.94
γ 78.0	4.22	3.52	3.07	3.73
γ 79.0	4.00	3.31	2.88	3.52
γ 80.0	3.79	3.11	2.70	3.31
γ 81.0	3.59	2.92	2.52	3.11
γ 82.0	3.38	2.74	2.34	2.92
γ 83.0	3.18	2.55	2.17	2.74
γ 84.0	2.99	2.37	2.02	2.55
γ 85.0	2.80	2.20	1.86	2.38
γ 86.0	2.63	2.05	1.71	2.22
γ 87.0	2.45	1.89	1.60	2.11
γ 88.0	2.29	1.74	1.53	2.04
γ 89.0	2.15	1.60	1.49	1.98
γ 90.0	2.06	1.52	1.46	1.93
γ 91.0	2.01	1.47	1.41	1.89
γ 92.0	1.96	1.44	1.38	1.84
γ 93.0	1.92	1.40	1.36	1.80



Candela Tabulation - (Cont.)

V/H	C0.0	C90.0	C180.0	C270.0
γ 94.0	1.88	1.37	1.32	1.76
γ 95.0	1.84	1.34	1.30	1.72
γ 96.0	1.79	1.31	1.27	1.69
γ 97.0	1.75	1.28	1.24	1.66
γ 98.0	1.72	1.27	1.22	1.62
γ 99.0	1.68	1.24	1.21	1.60
γ 100.0	1.65	1.21	1.18	1.57
γ 101.0	1.62	1.18	1.17	1.54
γ 102.0	1.58	1.16	1.15	1.51
γ 103.0	1.55	1.14	1.14	1.49
γ 104.0	1.52	1.12	1.13	1.47
γ 105.0	1.49	1.10	1.12	1.44
γ 106.0	1.46	1.09	1.11	1.43
γ 107.0	1.45	1.07	1.10	1.41
γ 108.0	1.42	1.06	1.09	1.39
γ 109.0	1.40	1.04	1.09	1.39
γ 110.0	1.37	1.02	1.09	1.37
γ 111.0	1.36	1.01	1.09	1.37
γ 112.0	1.35	1.01	1.08	1.35
γ 113.0	1.33	1.00	1.08	1.37
γ 114.0	1.31	1.00	1.09	1.36
γ 115.0	1.30	0.99	1.10	1.36
γ 116.0	1.29	0.98	1.10	1.37
γ 117.0	1.29	0.99	1.13	1.38
γ 118.0	1.28	0.99	1.14	1.39
γ 119.0	1.28	1.00	1.17	1.39
γ 120.0	1.28	1.00	1.17	1.42
γ 121.0	1.29	1.01	1.20	1.44
γ 122.0	1.30	1.02	1.24	1.46
γ 123.0	1.31	1.04	1.28	1.49
γ 124.0	1.33	1.07	1.32	1.53
γ 125.0	1.35	1.09	1.35	1.57
γ 126.0	1.38	1.11	1.40	1.60
γ 127.0	1.40	1.15	1.45	1.65
γ 128.0	1.43	1.19	1.51	1.69
γ 129.0	1.47	1.23	1.56	1.75
γ 130.0	1.52	1.27	1.61	1.80
γ 131.0	1.56	1.32	1.68	1.86
γ 132.0	1.61	1.37	1.75	1.92
γ 133.0	1.67	1.43	1.82	1.98
γ 134.0	1.72	1.49	1.88	2.06
γ 135.0	1.78	1.55	1.96	2.13
γ 136.0	1.84	1.62	2.03	2.19
γ 137.0	1.91	1.69	2.11	2.27
γ 138.0	1.98	1.76	2.19	2.34
γ 139.0	2.06	1.83	2.27	2.41
γ 140.0	2.13	1.91	2.35	2.49

# IES Indoor Report

Photometric Filename:MD10-06-XX-05 3000K RA90 38D.IES

---

## Candela Tabulation - (Cont.)

V/H	C0.0	C90.0	C180.0	C270.0
γ 141.0	2.21	1.99	2.43	2.57
γ 142.0	2.28	2.07	2.51	2.65
γ 143.0	2.35	2.14	2.60	2.72
γ 144.0	2.42	2.22	2.68	2.79
γ 145.0	2.52	2.30	2.76	2.87
γ 146.0	2.60	2.39	2.84	2.93
γ 147.0	2.68	2.46	2.92	3.01
γ 148.0	2.75	2.55	2.99	3.08
γ 149.0	2.83	2.62	3.06	3.14
γ 150.0	2.90	2.70	3.14	3.21
γ 151.0	2.98	2.77	3.21	3.27
γ 152.0	3.06	2.84	3.27	3.33
γ 153.0	3.12	2.91	3.34	3.39
γ 154.0	3.18	2.98	3.39	3.45
γ 155.0	3.24	3.03	3.44	3.48
γ 156.0	3.31	3.11	3.49	3.53
γ 157.0	3.36	3.17	3.54	3.56
γ 158.0	3.41	3.22	3.58	3.60
γ 159.0	3.46	3.26	3.62	3.63
γ 160.0	3.51	3.32	3.65	3.65
γ 161.0	3.53	3.36	3.67	3.66
γ 162.0	3.58	3.40	3.69	3.68
γ 163.0	3.61	3.43	3.71	3.69
γ 164.0	3.63	3.46	3.72	3.69
γ 165.0	3.65	3.47	3.73	3.70
γ 166.0	3.66	3.50	3.74	3.70
γ 167.0	3.67	3.53	3.73	3.71
γ 168.0	3.69	3.53	3.74	3.70
γ 169.0	3.70	3.56	3.76	3.71
γ 170.0	3.71	3.57	3.77	3.72
γ 171.0	3.72	3.58	3.77	3.73
γ 172.0	3.73	3.60	3.78	3.73
γ 173.0	3.75	3.62	3.78	3.74
γ 174.0	3.76	3.64	3.80	3.75
γ 175.0	3.77	3.65	3.81	3.76
γ 176.0	3.79	3.67	3.82	3.77
γ 177.0	3.81	3.69	3.82	3.77
γ 178.0	3.81	3.70	3.83	3.79
γ 179.0	3.82	3.72	3.83	3.79
γ 180.0	3.81	3.81	3.81	3.81